

The image features a close-up, high-angle shot of several Siemens Sirius Act industrial components. In the upper left, a circular indicator light with a red lens is visible. Below it, a green circular indicator light is prominent. To the left, a black push button with a red stripe is shown in a slightly blurred, angled position. The components are set against a dark, reflective metallic surface, with soft lighting creating highlights and shadows that emphasize their industrial design.

SIEMENS

Ingenuity for life

SIRIUS ACT – Core spectrum selection guide

Excerpt from the full range of
SIRIUS ACT Push Buttons and
Indicator Lights

[siemens.com/sirius-act](https://www.siemens.com/sirius-act)

SIRIUS ACT – commanding and signaling

SIRIUS ACT – modern, high-performance push buttons and signaling devices

You can choose from four different design lines to suit your own tastes and requirements: Plastic, plastic with metal front ring, shiny metal or matte metal, flat.



You have complete freedom of choice.

Modular design

You order the actuator, the holder and the LED/contact module as separate items. The freedom to combine products ensures maximum flexibility, as you can stock them individually as required.

Complete units


You quote just one article number to order all three of the elements needed to create a functional unit. This helps you to save time, effort as well as money when ordering products for common applications. Recommended if your requirements are plannable and predictable.

Compact units

Some units are available in compact form, i.e. the electronic circuitry is pre-assembled so that you do not need to order the holder, contact module or LED module as separate items.

You can also create your own customized configurations (special lockings, enclosure configurations, inscriptions) using the intuitive SIRIUS ACT configurator:

[siemens.com/sirius-act/configurator](https://www.siemens.com/sirius-act/configurator).



A key characteristic of these rugged, high-quality products is their ease of assembly with a lot of advantages for the user:

Innovative snap-on concept
All components snap on without the need for tools – even in a slanting position; integrated lever for release

Easy removal
Simply press the release lever to remove the holder

Simple installation
Fast fixation on the plate with a screwdriver (no special tools needed)

Visual mounting indicator
Align the arrows to correctly mount the components

Groove-free milled hole
Easy insertion of components without aligning anti-twist lugs

Stacking contact blocks
Up to 3 modules can be plugged together side-by-side, each with 2 contact blocks plugged onto one another

Easy-to-see module slots
Fault-free connection of modules even when contact blocks are stacked

100% twist prevention
Twist-proof holding by screw fixation even if the hole is not perfectly milled

... now also with new communication interface.

SIRIUS ACT with PROFINET

SIRIUS ACT standard units become communication-capable devices by snapping communication-capable terminal modules onto the standard holder and using them together with a standard or safety interface module. Installation is easy, no special tools are required, just a screwdriver.



The system:

- > Always 1 interface module (IM) to connect to the controller
- > Up to 20 terminal modules (TM) can be used per interface module (IM)
- > Distance between the terminal modules ≤ 1 m
- > Overall length of the system ≤ 10 m

Further information on flexible communication interfacing:
siemens.com/sirius-act-profinet



Interface modules (IM)

Standard interface module, 24 V DC

Screw terminals 3SU1400-1LK10-1AA1

Safety interface module, 24 V DC incl. memory module

Spring-type terminals 3SU1400-1LK10-3AA1

Screw terminals 3SU1400-1LL10-1BA1

Spring-type terminals 3SU1400-1LL10-3BA1

Terminal modules (TM)

Command module for non-illuminated SIRIUS ACT

3SU1400-1MA10-1BA1

Command and LED module for SIRIUS ACT, can be illuminated

Red LED 3SU1401-1MC20-1CA1

Yellow LED 3SU1401-1MC30-1CA1

Green LED 3SU1401-1MC40-1CA1

Blue LED 3SU1401-1MC50-1CA1

White LED 3SU1401-1MC60-1CA1

Amber LED 3SU1401-1MC00-1CA1

LED module only for SIRIUS ACT indicator lights

Red LED 3SU1401-1ME20-1DA1

Yellow LED 3SU1401-1ME30-1DA1

Green LED 3SU1401-1ME40-1DA1

Blue LED 3SU1401-1ME50-1DA1

White LED 3SU1401-1ME60-1DA1

Amber LED 3SU1401-1ME00-1DA1

LEDs that can be plugged into the interface module

Red LED 3SU1401-3BA20-5AA0

Yellow LED 3SU1401-3BA30-5AA0

Green LED 3SU1401-3BA40-5AA0

Blue LED 3SU1401-3BA50-5AA0

White LED 3SU1401-3BA60-5AA0

Amber LED 3SU1401-3BA00-5AA0

Accessories

Memory module for fast device replacement

3RK3931-0AA00

7-wire ribbon cable, grid 1.27 mm, diameter 0.081 mm² (per stranded wire)

5 m

3SU1900-0KQ80-0AA0

10 m 3SU1900-0KP80-0AA0

"Standard" Starter Kit

Contents: Standard interface module, terminal modules, various actuators, holders, ribbon cable, scissors, screwdriver

3SU1900-0XA10-0AA0

"Safety" Starter Kit

Contents: Safety interface module, terminal modules, various actuators, holders, ribbon cable, scissors, screwdriver

3SU1900-0XB10-0AA0



SIRIUS ACT ID key-operated switches – for greater plant security



Reliable identification of personnel for greater plant security. The SIRIUS ACT ID key-operated switch is designed to ensure that only authorized persons can carry out work on plant and machinery. A factory-encoded authorization is embedded in every colored key.



Actuator
Plastic black
3SU1000-4WS10-0AA0

Plastic with metal front ring, matte
3SU1030-4WS10-0AA0

Essential accessories



Holder
Plastic
3SU1500-0AA10-0AA0



Standard module
(only keys green to blue)
3SU1400-1GC10-1AA0
or
IO-Link module
(colored and white keys)
3SU1400-1GD10-1AA0



ID keys
(at least 1 key)

● 1st authorization level	3SU1900-0FV40-0AA0
● 2nd authorization level	3SU1900-0FW30-0AA0
● 3rd authorization level	3SU1900-0FX20-0AA0
● 4th authorization level	3SU1900-0FY50-0AA0
○ Individual coding	3SU1900-0FU60-0AA0

Optional accessory



Dust cap for ID key-operated switches, clear
3SU1900-0EM70-0AA0



Label holder, flat for 4 labeling plates, 17.5 x 27.5 mm
Snap-on
3SU1900-0BT10-0AA0
Self-adhesive
3SU1900-0BS10-0AA0

Plastic

3SU1.0
Ø 22 mm

Plastic with metal front ring

3SU1.3
Ø 22 mm

Metal shiny

3SU1.5
Ø 22 mm

Metal matte, flat

3SU1.6
Ø 30 mm

USB port, USB3.0, incl. protective cap, IP65



3SU1900-0GA10-0AA0

3SU1930-0GA80-0AA0

3SU1950-0GA80-0AA0

3SU1960-0GA80-0AA0

RJ45 connection, RJ45, Cat. 6, incl. protective cap, IP65



3SU1900-0GB10-0AA0

3SU1930-0GB80-0AA0

3SU1950-0GB80-0AA0

3SU1960-0GB80-0AA0

Stop push buttons, momentary contact



●

Can be latched by pressing in and turning to the right, rotate left to unlatch

3SU1000-0HC10-0AA0

--

--

--

●

3SU1000-0HC20-0AA0

--

--

--

Toggle switches, 2 switch positions



●

Latching

3SU1000-3EA10-0AA0

3SU1030-3EA10-0AA0

3SU1050-3EA10-0AA0

Adapter + actuator 3SU1

●

Momentary contact, reset from above

3SU1000-3EC10-0AA0

3SU1030-3EC10-0AA0

3SU1050-3EC10-0AA0

Adapter + actuator 3SU1

Complete units (no accessories required)

Coordinate switch, momentary contact/latching, 2/4 switch positions, with or w/o mechan. interlock, screw terminals



	Plastic	Plastic with metal front ring	Metal shiny
	3SU1.0 Ø 22 mm	3SU1.3 Ø 22 mm	3SU1.5 Ø 22 mm
Momentary contact, without mechanical interlock			
2 switch positions vertical	3SU1100-7AD10-1NA0	3SU1130-7AD10-1NA0	3SU1150-7AD88-1NA0
4 switch positions horizontal/vertical	3SU1100-7AF10-1QA0	3SU1130-7AF10-1QA0	3SU1150-7AF88-1QA0
Momentary contact, with mechanical interlock			
2 switch positions vertical	3SU1100-7BD10-1NA0	3SU1130-7BD10-1NA0	3SU1150-7BD88-1NA0
4 switch positions horizontal/vertical	3SU1100-7BF10-1QA0	3SU1130-7BF10-1QA0	3SU1150-7BF88-1QA0
Latching, without mechanical interlock			
2 switch positions vertical	3SU1100-7AB10-1NA0	3SU1130-7AB10-1NA0	3SU1150-7AB88-1NA0
4 switch positions horizontal/vertical	3SU1100-7AE10-1QA0	3SU1130-7AE10-1QA0	3SU1150-7AE88-1QA0
Latching, with mechanical interlock			
2 switch positions vertical	3SU1100-7BB10-1NA0	3SU1130-7BB10-1NA0	3SU1150-7BB88-1NA0
4 switch positions horizontal/vertical	3SU1100-7BE10-1QA0	3SU1130-7BE10-1QA0	3SU1150-7BE88-1QA0

Compact units (no accessories required)


Acoustic signaling device, black, IP40, Ø 22 mm



Continuous tone 2.4 kHz, 95 dB, screw terminals

	Plastic	Metal
24 V AC/DC	3SU1200-6KB10-1AA0	3SU1250-6KB10-1AA0
230 V AC	3SU1200-6KF10-1AA0	3SU1250-6KF10-1AA0

Indicator light with "traffic light" LED, round clear with red/green/yellow LED, screw terminals, Ø 22 mm




	Plastic	Metal
6–24 V AC/DC	3SU1201-6AG24-1AA0	3SU1251-6AG24-1AA0
230 V AC	3SU1201-6AF24-1AA0	3SU1251-6AF24-1AA0

Potentiometers – installation has never been simpler



Accessories: labeling plates

With 0–10 scale	3SU1900-0BG16-0SA0	1 k Ohm
With "Power up" symbol	3SU1900-0BG16-0RU0	4.7 k Ohm
No inscription, black label	3SU1900-0BG16-0AA0	10 k Ohm



	Plastic	Metal
1 k Ohm	3SU1200-2PQ10-1AA0	3SU1250-2PQ10-1AA0
4.7 k Ohm	3SU1200-2PR10-1AA0	3SU1250-2PR10-1AA0
10 k Ohm	3SU1200-2PS10-1AA0	3SU1250-2PS10-1AA0

Sensor switches



The switch is actuated by simple contact with the hand (i.e. without application of pressure). Operational voltage 24 V DC, black plastic, 1NO, ONC, momentary contact, with holder
3SU1200-1SK10-2SA0



Connector for sensor switch
(essential accessory)
3SU1900-0KL10-0AA0








Protection for sensor switch
(optional accessory)
3SU1900-0EC10-0AA0



























Protective caps, clear plastic



For push buttons, flat	3SU1900-0DB70-0AA0	Silicone-free
For push buttons, raised	3SU1900-0DC70-0AA0	3SU1900-0ED70-0AA0
For selectors, short	3SU1900-0DD70-0AA0	3SU1900-0EE70-0AA0
For mushroom push buttons, 40 mm	3SU1900-0DE70-0AA0	3SU1900-0EF70-0AA0
For EMERGENCY STOP mushroom push buttons, 40 mm	3SU1900-0DF70-0AA0	--
For twin push buttons, flat	3SU1900-0DG70-0AA0	--
For twin push buttons, raised	3SU1900-0DH70-0AA0	3SU1900-0EK70-0AA0

Modular design (4 design lines)








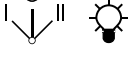


Design lines	Plastic	Plastic with metal front ring	Metal shiny	Metal matte, flat
Article No. scheme	3SU1.0	3SU1.3	3SU1.5	3SU1.6
Milled hole	Ø 22 mm	Ø 22 mm	Ø 22 mm	Ø 30 mm
Push buttons with flat button				
Latching, push to unlatch				
	● 3SU1000-0AA10-0AA0	3SU1030-0AA10-0AA0	3SU1050-0AA10-0AA0	3SU1060-0JA10-0AA0
	● 3SU1000-0AA20-0AA0	3SU1030-0AA20-0AA0	3SU1050-0AA20-0AA0	3SU1060-0JA20-0AA0
	● 3SU1000-0AA30-0AA0	3SU1030-0AA30-0AA0	3SU1050-0AA30-0AA0	3SU1060-0JA30-0AA0
	● 3SU1000-0AA40-0AA0	3SU1030-0AA40-0AA0	3SU1050-0AA40-0AA0	3SU1060-0JA40-0AA0
	● 3SU1000-0AA50-0AA0	3SU1030-0AA50-0AA0	3SU1050-0AA50-0AA0	3SU1060-0JA50-0AA0
	● 3SU1000-0AA60-0AA0	3SU1030-0AA60-0AA0	3SU1050-0AA60-0AA0	3SU1060-0JA60-0AA0
Momentary contact				
● 3SU1000-0AB10-0AA0	3SU1030-0AB10-0AA0	3SU1050-0AB10-0AA0	3SU1060-0JB10-0AA0	
● 3SU1000-0AB20-0AA0	3SU1030-0AB20-0AA0	3SU1050-0AB20-0AA0	3SU1060-0JB20-0AA0	
● 3SU1000-0AB30-0AA0	3SU1030-0AB30-0AA0	3SU1050-0AB30-0AA0	3SU1060-0JB30-0AA0	
● 3SU1000-0AB40-0AA0	3SU1030-0AB40-0AA0	3SU1050-0AB40-0AA0	3SU1060-0JB40-0AA0	
● 3SU1000-0AB50-0AA0	3SU1030-0AB50-0AA0	3SU1050-0AB50-0AA0	3SU1060-0JB50-0AA0	
○ 3SU1000-0AB60-0AA0	3SU1030-0AB60-0AA0	3SU1050-0AB60-0AA0	3SU1060-0JB60-0AA0	
⊘ 3SU1000-0AB70-0AA0	3SU1030-0AB70-0AA0	3SU1050-0AB70-0AA0	Adapter + actuator 3SU1	
Momentary contact, with symbol "0"				
● 3SU1000-0AB10-0AD0	3SU1030-0AB10-0AD0	3SU1050-0AB10-0AD0	Adapter + actuator 3SU1	
● 3SU1000-0AB20-0AD0	3SU1030-0AB20-0AD0	3SU1050-0AB20-0AD0	Adapter + actuator 3SU1	
Momentary contact, with symbol "I"				
● 3SU1000-0AB40-0AC0	3SU1030-0AB40-0AC0	3SU1050-0AB40-0AC0	Adapter + actuator 3SU1	
○ 3SU1000-0AB60-0AC0	3SU1030-0AB60-0AC0	3SU1050-0AB60-0AC0	Adapter + actuator 3SU1	
Push buttons with raised button				
Momentary contact				
● 3SU1000-0BB10-0AA0	3SU1030-0BB10-0AA0	3SU1050-0BB10-0AA0	Adapter + actuator 3SU1	
● 3SU1000-0BB20-0AA0	3SU1030-0BB20-0AA0	3SU1050-0BB20-0AA0		
● 3SU1000-0BB30-0AA0	3SU1030-0BB30-0AA0	3SU1050-0BB30-0AA0		
● 3SU1000-0BB40-0AA0	3SU1030-0BB40-0AA0	3SU1050-0BB40-0AA0		
● 3SU1000-0BB50-0AA0	3SU1030-0BB50-0AA0	3SU1050-0BB50-0AA0		
○ 3SU1000-0BB60-0AA0	3SU1030-0BB60-0AA0	3SU1050-0BB60-0AA0		
Illuminated push buttons with flat button				
Momentary contact				
	● 3SU1001-0AB20-0AA0	3SU1031-0AB20-0AA0	3SU1051-0AB20-0AA0	3SU1061-0JB20-0AA0
	● 3SU1001-0AB30-0AA0	3SU1031-0AB30-0AA0	3SU1051-0AB30-0AA0	3SU1061-0JB30-0AA0
	● 3SU1001-0AB40-0AA0	3SU1031-0AB40-0AA0	3SU1051-0AB40-0AA0	3SU1061-0JB40-0AA0
	● 3SU1001-0AB50-0AA0	3SU1031-0AB50-0AA0	3SU1051-0AB50-0AA0	3SU1061-0JB50-0AA0
○ 3SU1001-0AB60-0AA0	3SU1031-0AB60-0AA0	3SU1051-0AB60-0AA0	Adapter + actuator 3SU1	
⊘ 3SU1001-0AB70-0AA0	3SU1031-0AB70-0AA0	3SU1051-0AB70-0AA0	3SU1061-0JB70-0AA0	
Latching, push to unlatch				
● 3SU1001-0AA20-0AA0	3SU1031-0AA20-0AA0	3SU1051-0AA20-0AA0	3SU1061-0JA20-0AA0	
● 3SU1001-0AA30-0AA0	3SU1031-0AA30-0AA0	3SU1051-0AA30-0AA0	3SU1061-0JA30-0AA0	
● 3SU1001-0AA40-0AA0	3SU1031-0AA40-0AA0	3SU1051-0AA40-0AA0	3SU1061-0JA40-0AA0	
● 3SU1001-0AA50-0AA0	3SU1031-0AA50-0AA0	3SU1051-0AA50-0AA0	3SU1061-0JA50-0AA0	
○ 3SU1001-0AA60-0AA0	3SU1031-0AA60-0AA0	3SU1051-0AA60-0AA0	Adapter + actuator 3SU1	
⊘ 3SU1001-0AA70-0AA0	3SU1031-0AA70-0AA0	3SU1051-0AA70-0AA0	3SU1061-0JA70-0AA0	
Illuminated push buttons with raised button				
Momentary contact				
	● 3SU1001-0BB20-0AA0	3SU1031-0BB20-0AA0	3SU1051-0BB20-0AA0	Adapter + actuator 3SU1
	● 3SU1001-0BB30-0AA0	3SU1031-0BB30-0AA0	3SU1051-0BB30-0AA0	
	● 3SU1001-0BB40-0AA0	3SU1031-0BB40-0AA0	3SU1051-0BB40-0AA0	
	● 3SU1001-0BB50-0AA0	3SU1031-0BB50-0AA0	3SU1051-0BB50-0AA0	
⊘ 3SU1001-0BB70-0AA0	3SU1031-0BB70-0AA0	3SU1051-0BB70-0AA0	3SU1051-0BB70-0AA0	
Twin push buttons with 2 flat buttons				
Momentary contact, with symbol "I" / "O"				
	● 3SU1000-3AB42-0AK0	3SU1030-3AB42-0AK0	3SU1050-3AB42-0AK0	--
	○ 3SU1000-3AB61-0AK0	3SU1030-3AB61-0AK0	3SU1050-3AB61-0AK0	--
Twin push buttons with 2 flat buttons, illuminated				
Momentary contact, with symbol "I" / "O"				
	● 3SU1001-3AB42-0AK0	3SU1031-3AB42-0AK0	3SU1051-3AB42-0AK0	--
	○ 3SU1001-3AB61-0AK0	3SU1031-3AB61-0AK0	3SU1051-3AB61-0AK0	--

Design lines	Plastic	Plastic with metal front ring	Metal shiny	Metal matte, flat	
Article No. scheme	3SU1.0	3SU1.3	3SU1.5	3SU1.6	
Milled hole	Ø 22 mm	Ø 22 mm	Ø 22 mm	Ø 30 mm	
		Indicator lights, smooth lens			
		 3SU1001-6AA20-0AA0	3SU1001-6AA20-0AA0	3SU1051-6AA20-0AA0	3SU1061-0JD20-0AA0
		 3SU1001-6AA30-0AA0	3SU1001-6AA30-0AA0	3SU1051-6AA30-0AA0	3SU1061-0JD30-0AA0
		 3SU1001-6AA40-0AA0	3SU1001-6AA40-0AA0	3SU1051-6AA40-0AA0	3SU1061-0JD40-0AA0
		 3SU1001-6AA50-0AA0	3SU1001-6AA50-0AA0	3SU1051-6AA50-0AA0	3SU1061-0JD50-0AA0
		 3SU1001-6AA60-0AA0	3SU1001-6AA60-0AA0	3SU1051-6AA60-0AA0	Adapter + actuator 3SU1
 3SU1001-6AA70-0AA0	3SU1001-6AA70-0AA0	3SU1051-6AA70-0AA0	3SU1061-0JD70-0AA0		
	Mushroom push buttons, Ø 30 mm, 2 positions				
	Momentary contact				
	 3SU1000-1AD10-0AA0	3SU1030-1AD10-0AA0	3SU1050-1AD10-0AA0	Adapter + actuator 3SU1	
	 3SU1000-1AD20-0AA0	3SU1030-1AD20-0AA0	3SU1050-1AD20-0AA0		
	Latching, pull to unlatch				
	 3SU1000-1AA10-0AA0	3SU1030-1AA10-0AA0	3SU1050-1AA10-0AA0	Adapter + actuator 3SU1	
 3SU1000-1AA20-0AA0	3SU1030-1AA20-0AA0	3SU1050-1AA20-0AA0			
	Mushroom push buttons, Ø 40 mm, 2 positions				
	Momentary contact				
	 3SU1000-1BD10-0AA0	3SU1030-1BD10-0AA0	3SU1050-1BD10-0AA0	Adapter + actuator 3SU1	
	 3SU1000-1BD20-0AA0	3SU1030-1BD20-0AA0	3SU1050-1BD20-0AA0		
	Latching, pull to unlatch				
	 3SU1000-1BA10-0AA0	3SU1030-1BA10-0AA0	3SU1050-1BA10-0AA0	Adapter + actuator 3SU1	
 3SU1000-1BA20-0AA0	3SU1030-1BA20-0AA0	3SU1050-1BA20-0AA0			
 3SU1000-1BA20-0AD0	3SU1030-1BA20-0AD0	--	Adapter + actuator 3SU1		
	EMERGENCY STOP mushroom push buttons, tamper-proof, 2 positions				
	Pull to unlatch				
	<u>Outer diameter of mushroom 40 mm</u>				
	3SU1000-1HA20-0AA0	3SU1000-1HA20-0AA0	3SU1050-1HA20-0AA0	Adapter + actuator 3SU1	
	Rotate to unlatch				
	<u>Outer diameter of mushroom 33.8 mm</u>				
	 3SU1000-1GB20-0AA0	3SU1000-1GB20-0AA0	3SU1050-1GB20-0AA0	Adapter + actuator 3SU1	
	 3SU1001-1GB20-0AA0	3SU1001-1GB20-0AA0	3SU1051-1GB20-0AA0		
	<u>Outer diameter of mushroom 40 mm</u>				
	 3SU1000-1HB20-0AA0	3SU1000-1HB20-0AA0	3SU1050-1HB20-0AA0	Adapter + actuator 3SU1	
	 3SU1001-1HB20-0AA0	3SU1001-1HB20-0AA0	3SU1051-1HB20-0AA0		
<u>Outer diameter of mushroom 60 mm</u>					
 3SU1000-1JB20-0AA0	3SU1000-1JB20-0AA0	3SU1050-1JB20-0AA0	Adapter + actuator 3SU1		
 3SU1001-1JB20-0AA0	3SU1001-1JB20-0AA0	3SU1051-1JB20-0AA0			
RONIS SB30, key-operated release					
<u>Outer diameter of mushroom 40 mm</u>					
3SU1000-1HF20-0AA0	3SU1000-1HF20-0AA0	3SU1050-1HF20-0AA0	Adapter + actuator 3SU1		
CES SSG10, key-operated release					
<u>Outer diameter of mushroom 40 mm</u>					
3SU1000-1HR20-0AA0	3SU1000-1HR20-0AA0	3SU1050-1HR20-0AA0	Adapter + actuator 3SU1		

Modular design (4 design lines)

Design lines	Plastic	Plastic with metal front ring	Metal shiny	Metal matte, flat
Article No. scheme Milled hole	3SU1.0 Ø 22 mm	3SU1.3 Ø 22 mm	3SU1.5 Ø 22 mm	3SU1.6 Ø 30 mm
Selector switches, can be illuminated				
Short black actuator, 2 switch positions (O+I), momentary contact 45°, reset from center to left				
				3SU1002-2BC20-0AA0
				3SU1002-2BC30-0AA0
				3SU1002-2BC40-0AA0
				3SU1002-2BC50-0AA0
				3SU1002-2BC60-0AA0
				3SU1032-2BC20-0AA0
				3SU1032-2BC30-0AA0
				3SU1032-2BC40-0AA0
				3SU1032-2BC50-0AA0
				3SU1032-2BC60-0AA0
				3SU1052-2BC20-0AA0
				3SU1052-2BC30-0AA0
				3SU1052-2BC40-0AA0
				3SU1052-2BC50-0AA0
				3SU1052-2BC60-0AA0
				3SU1062-2DC20-0AA0
				Adapter + actuator 3SU1
				3SU1062-2DC40-0AA0
				Adapter + actuator 3SU1
				3SU1062-2DC60-0AA0
Short black actuator, 2 switch positions (O+I), latching 90°				
				3SU1002-2BF20-0AA0
				3SU1002-2BF30-0AA0
				3SU1002-2BF40-0AA0
				3SU1002-2BF50-0AA0
				3SU1002-2BF60-0AA0
				3SU1032-2BF20-0AA0
				3SU1032-2BF30-0AA0
				3SU1032-2BF40-0AA0
				3SU1032-2BF50-0AA0
				3SU1032-2BF60-0AA0
				3SU1052-2BF20-0AA0
				3SU1052-2BF30-0AA0
				3SU1052-2BF40-0AA0
				3SU1052-2BF50-0AA0
				3SU1052-2BF60-0AA0
				3SU1062-2DF20-0AA0
				Adapter + actuator 3SU1
				3SU1062-2DF40-0AA0
				3SU1062-2DF50-0AA0
				3SU1062-2DF60-0AA0
Long black actuator, 2 switch positions (O+I), latching 90°				
				3SU1002-2CF20-0AA0
				--
				3SU1002-2CF60-0AA0
				3SU1032-2CF20-0AA0
				--
				3SU1052-2CF20-0AA0
				3SU1052-2CF40-0AA0
				3SU1052-2CF60-0AA0
				3SU1062-2EF20-0AA0
				3SU1062-2EF40-0AA0
				3SU1062-2EF60-0AA0
Short black actuator, 3 switch positions (I+O+II), momentary contact 2 x 45°, reset from right + left				
				3SU1002-2BM20-0AA0
				3SU1002-2BM30-0AA0
				3SU1002-2BM40-0AA0
				3SU1002-2BM50-0AA0
				3SU1002-2BM60-0AA0
				3SU1032-2BM20-0AA0
				3SU1032-2BM30-0AA0
				3SU1032-2BM40-0AA0
				3SU1032-2BM50-0AA0
				3SU1032-2BM60-0AA0
				3SU1052-2BM20-0AA0
				3SU1052-2BM30-0AA0
				3SU1052-2BM40-0AA0
				3SU1052-2BM50-0AA0
				3SU1052-2BM60-0AA0
				3SU1062-2DM20-0AA0
				Adapter + actuator 3SU1
				3SU1062-2DM40-0AA0
				Adapter + actuator 3SU1
				3SU1062-2DM60-0AA0
Short black actuator, 3 switch positions (I+O+II), latching 2 x 45°				
				3SU1002-2BL20-0AA0
				3SU1002-2BL30-0AA0
				3SU1002-2BL40-0AA0
				3SU1002-2BL50-0AA0
				3SU1002-2BL60-0AA0
				3SU1032-2BL20-0AA0
				3SU1032-2BL30-0AA0
				3SU1032-2BL40-0AA0
				3SU1032-2BL50-0AA0
				3SU1032-2BL60-0AA0
				3SU1052-2BL20-0AA0
				3SU1052-2BL30-0AA0
				3SU1052-2BL40-0AA0
				--
				Adapter + actuator 3SU1
				3SU1062-2DL20-0AA0
				3SU1062-2DL30-0AA0
				3SU1062-2DL40-0AA0
				3SU1062-2DL60-0AA0
Rotary knob, 4 switch positions, 4x, latching (4x holder)				
				3SU1000-2AS60-0AA0
				3SU1030-2AS60-0AA0
				3SU1050-2AS60-0AA0
				--
Key-operated switches				
CES SSG10, 2 switch positions (O+I)				
<u>Momentary contact 45°, key removal O, reset from center to left</u>				
				3SU1000-5BC01-0AA0
				3SU1030-5BC01-0AA0
				3SU1050-5BC01-0AA0
				Adapter + actuator 3SU1
<u>Latching 90°, key removal O+I</u>				
				3SU1000-5BF11-0AA0
				3SU1030-5BF11-0AA0
				3SU1050-5BF11-0AA0
				Adapter + actuator 3SU1
CES SSG10, 3 switch positions (I+O+II)				
<u>Momentary contact 2 x 45°, key removal O, reset from right + left</u>				
				3SU1000-5BM01-0AA0
				3SU1030-5BM01-0AA0
				3SU1050-5BM01-0AA0
				Adapter + actuator 3SU1
RONIS SB30, 2 switch positions (O+I)				
<u>Momentary contact 45°, key removal O, reset from center to left</u>				
				3SU1000-4BC01-0AA0
				3SU1030-4BC01-0AA0
				3SU1050-4BC01-0AA0
				3SU1060-4LC01-0AA0
<u>Latching 90°, key removal O</u>				
				3SU1000-4BF01-0AA0
				3SU1030-4BF01-0AA0
				3SU1050-4BF01-0AA0
				Adapter + actuator 3SU1
<u>Latching 90°, key removal O+I</u>				
				3SU1000-4BF11-0AA0
				3SU1030-4BF11-0AA0
				3SU1050-4BF11-0AA0
				3SU1060-4LF11-0AA0
RONIS SB30, 3 switch positions (I+O+II)				
<u>Momentary contact 2 x 45°, key removal O, reset from right + left</u>				
				3SU1000-4BM01-0AA0
				3SU1030-4BM01-0AA0
				3SU1050-4BM01-0AA0
				Adapter + actuator 3SU1
<u>Latching 2 x 45°, key removal O+I+II</u>				
				3SU1000-4BL11-0AA0
				3SU1030-4BL11-0AA0
				3SU1050-4BL11-0AA0
				3SU1060-4LL11-0AA0

Complete units (no accessories required)

Design lines		Plastic		Plastic with metal front ring		Metal shiny		
Article No. scheme		3SU1.0		3SU1.3		3SU1.5		
Milled hole		Ø 22 mm		Ø 22 mm		Ø 22 mm		
Push buttons, screw terminals								
Flat button, momentary contact								
	●	1/0	3SU1100-0AB10-1BA0	3SU1130-0AB10-1BA0	3SU1150-0AB10-1BA0			
	●	0/1	3SU1100-0AB10-1CA0	3SU1130-0AB10-1CA0	3SU1150-0AB10-1CA0			
	●	1/0	3SU1100-0AB20-1BA0	3SU1130-0AB20-1BA0	3SU1150-0AB20-1BA0			
	●	0/1	3SU1100-0AB20-1CA0	3SU1130-0AB20-1CA0	3SU1150-0AB20-1CA0			
	●	1/0	3SU1100-0AB30-1BA0	3SU1130-0AB30-1BA0	3SU1150-0AB30-1BA0			
	●	1/0	3SU1100-0AB40-1BA0	3SU1130-0AB40-1BA0	3SU1150-0AB40-1BA0			
	●	1/0	3SU1100-0AB50-1BA0	3SU1130-0AB50-1BA0	3SU1150-0AB50-1BA0			
	○	1/0	3SU1100-0AB60-1BA0	3SU1130-0AB60-1BA0	3SU1150-0AB60-1BA0			
Raised button, momentary contact								
	●	0/1	3SU1100-0BB10-1CA0	--	3SU1150-0BB10-1CA0			
	●	0/1	3SU1100-0BB20-1CA0	3SU1130-0BB20-1CA0	3SU1150-0BB20-1CA0			
	●	1/0	3SU1100-0BB50-1BA0	--	3SU1150-0BB50-1BA0			
Illuminated push buttons, screw terminals								
Flat button, momentary contact, with integrated LED 24 V AC/DC								
	●	0/1	3SU1102-0AB20-1CA0	3SU1132-0AB20-1CA0	3SU1152-0AB20-1CA0			
	●	1/0	3SU1102-0AB20-1BA0	3SU1132-0AB20-1BA0	--			
	●	1/0	3SU1102-0AB30-1BA0	3SU1132-0AB30-1BA0	3SU1152-0AB30-1BA0			
	●	1/0	3SU1102-0AB40-1BA0	3SU1132-0AB40-1BA0	3SU1152-0AB40-1BA0			
	●	1/0	3SU1102-0AB50-1BA0	3SU1132-0AB50-1BA0	3SU1152-0AB50-1BA0			
	○	1/0	3SU1102-0AB60-1BA0	3SU1132-0AB60-1BA0	3SU1152-0AB60-1BA0			
	⊘	1/0	3SU1102-0AB70-1BA0	3SU1132-0AB70-1BA0	3SU1152-0AB70-1BA0			
Mushroom push buttons, screw terminals								
Outer diameter 40 mm, latching, pull to unlatch								
	●	0/1	3SU1100-1BA20-1CA0	3SU1130-1BA20-1CA0	3SU1150-1BA20-1CA0			
EMERGENCY STOP mushroom push buttons, screw terminals								
Tamper-proof, positive latching, outer diameter 40 mm								
Pull to unlatch, marking NOT-HALT								
	●	0/1	3SU1100-1HA20-1CH0	3SU1100-1HA20-1CH0	3SU1150-1HA20-1CH0			
Rotate to unlatch, marking EMERGENCY STOP								
	●	0/1	3SU1100-1HB20-1CG0	3SU1100-1HB20-1CG0	3SU1150-1HB20-1CG0			
Selector switches, short black actuator, can be illuminated, screw terminals								
2 switch positions, latching 90°								
	○	1/1	3SU1100-2BF60-1MA0	3SU1130-2BF60-1MA0	3SU1150-2BF60-1MA0			
3 switch positions, momentary contact 2 x 45°, reset from right + left								
	○	2/0	3SU1100-2BM60-1NA0	3SU1130-2BM60-1NA0	3SU1150-2BM60-1NA0			
3 switch positions, latching 2 x 45°								
	○	2/0	3SU1100-2BL60-1NA0	3SU1130-2BL60-1NA0	3SU1150-2BL60-1NA0			
Key-operated switches, screw terminals								
RONIS SB30, 2 switch positions, latching 90°, key removal O+I								
	●	1/0	3SU1100-4BF11-1BA0	3SU1130-4BF11-1BA0	3SU1150-4BF11-1BA0			
Indicator lights, screw terminals								
Smooth lens, integrated LED, 24 V AC/DC								
	●		3SU1102-6AA20-1AA0	3SU1102-6AA20-1AA0	3SU1152-6AA20-1AA0			
	●		3SU1102-6AA30-1AA0	3SU1102-6AA30-1AA0	3SU1152-6AA30-1AA0			
	●		3SU1102-6AA40-1AA0	3SU1102-6AA40-1AA0	3SU1152-6AA40-1AA0			
	●		3SU1102-6AA50-1AA0	3SU1102-6AA50-1AA0	3SU1152-6AA50-1AA0			
	○		3SU1102-6AA60-1AA0	3SU1102-6AA60-1AA0	3SU1152-6AA60-1AA0			
	⊘		3SU1102-6AA70-1AA0	3SU1102-6AA70-1AA0	3SU1152-6AA70-1AA0			

Essential accessories for modular design

Design lines	NO/ NC	Plastic 3SU1.0 Ø 22 mm	Plastic with metal front ring 3SU1.3 Ø 22 mm	Metal shiny 3SU1.5 Ø 22 mm	Metal matte, flat 3SU1.6 Ø 30 mm
--------------	-----------	------------------------------	---	-------------------------------------	---

3SU1.0 - Holders without module

Article No. scheme	NO/ NC	Plastic 3SU1.0 Ø 22 mm	Plastic with metal front ring 3SU1.3 Ø 22 mm	Metal shiny 3SU1.5 Ø 22 mm	Metal matte, flat 3SU1.6 Ø 30 mm
3x, plastic					
		3SU1500-0AA10-0AA0	3SU1500-0AA10-0AA0	--	--
3x, metal					
		3SU1550-0AA10-0AA0	3SU1550-0AA10-0AA0	3SU1550-0AA10-0AA0	3SU1550-0AA10-0AA0
4x, plastic					
		3SU1500-0BA10-0AA0	3SU1500-0BA10-0AA0	--	--
4x, metal					
		3SU1550-0BA10-0AA0	3SU1550-0BA10-0AA0	3SU1550-0BA10-0AA0	3SU1550-0BA10-0AA0

3SU1.0 - Holders with modules, screw terminals

Article No. scheme	NO/ NC	Plastic 3SU1.0 Ø 22 mm	Plastic with metal front ring 3SU1.3 Ø 22 mm	Metal shiny 3SU1.5 Ø 22 mm	Metal matte, flat 3SU1.6 Ø 30 mm
Plastic					
	1/0	3SU1500-1AA10-1BA0	3SU1500-1AA10-1BA0	--	--
	0/1	3SU1500-1AA10-1CA0	3SU1500-1AA10-1CA0	--	--
Metal					
	1/0	3SU1550-1AA10-1BA0	3SU1550-1AA10-1BA0	3SU1550-1AA10-1BA0	3SU1550-1AA10-1BA0
	0/1	3SU1550-1AA10-1CA0	3SU1550-1AA10-1CA0	3SU1550-1AA10-1CA0	3SU1550-1AA10-1CA0

3SU1.3 - Contact modules

NO/ NC		For front plate mounting	For base mounting
1/0	Screw terminals	3SU1400-1AA10-1BA0	3SU1400-2AA10-1BA0
1/0	Spring-type terminals	3SU1400-1AA10-3BA0	3SU1400-2AA10-3BA0
2/0	Screw terminals	3SU1400-1AA10-1DA0	--
2/0	Spring-type terminals	3SU1400-1AA10-3DA0	--
0/1	Screw terminals	3SU1400-1AA10-1CA0	3SU1400-2AA10-1CA0
0/1	Spring-type terminals	3SU1400-1AA10-3CA0	3SU1400-2AA10-3CA0
0/2	Screw terminals	3SU1400-1AA10-1EA0	--
0/2	Spring-type terminals	3SU1400-1AA10-3EA0	--
1/1	Screw terminals	3SU1400-1AA10-1FA0	--
1/1	Spring-type terminals	3SU1400-1AA10-3FA0	--
<u>With installation monitoring</u>			
0/1	Screw terminals	3SU1400-1AA10-1HA0	--
0/1	Spring-type terminals	3SU1400-1AA10-3HA0	--

3SU1.3 - LED modules

		For front plate mounting	For base mounting
		24 V AC/DC	24 ... 240 V AC/DC
●	Screw terminals	3SU1401-1BB20-1AA0	3SU1401-1BH20-1AA0
●	Screw terminals	3SU1401-1BB30-1AA0	3SU1401-1BH30-1AA0
●	Screw terminals	3SU1401-1BB40-1AA0	3SU1401-1BH40-1AA0
●	Screw terminals	3SU1401-1BB50-1AA0	3SU1401-1BH50-1AA0
●	Screw terminals	3SU1401-1BB60-1AA0	3SU1401-1BH60-1AA0
●	Spring-type terminals	3SU1401-1BB20-3AA0	3SU1401-1BH20-3AA0
●	Spring-type terminals	3SU1401-1BB30-3AA0	3SU1401-1BH30-3AA0
●	Spring-type terminals	3SU1401-1BB40-3AA0	3SU1401-1BH40-3AA0
●	Spring-type terminals	3SU1401-1BB50-3AA0	3SU1401-1BH50-3AA0
●	Spring-type terminals	3SU1401-1BB60-3AA0	3SU1401-1BH60-3AA0
		230 V AC	230 V AC
●	Screw terminals	3SU1401-1BF20-1AA0	3SU1401-1BF20-1AA0
●	Screw terminals	3SU1401-1BF30-1AA0	3SU1401-1BF30-1AA0
●	Screw terminals	3SU1401-1BF40-1AA0	3SU1401-1BF40-1AA0
●	Screw terminals	3SU1401-1BF50-1AA0	3SU1401-1BF50-1AA0
●	Screw terminals	3SU1401-1BF60-1AA0	3SU1401-1BF60-1AA0
●	Spring-type terminals	3SU1401-1BF20-3AA0	3SU1401-1BF20-3AA0
●	Spring-type terminals	3SU1401-1BF30-3AA0	3SU1401-1BF30-3AA0
●	Spring-type terminals	3SU1401-1BF40-3AA0	3SU1401-1BF40-3AA0
●	Spring-type terminals	3SU1401-1BF50-3AA0	3SU1401-1BF50-3AA0
●	Spring-type terminals	3SU1401-1BF60-3AA0	3SU1401-1BF60-3AA0

Enclosures and further accessories



Enclosures	NO/NC	Command points	Inscription	Plastic	Metal
Empty enclosures					
Yellow	--	1	--	3SU1801-0AA00-0AA2	3SU1851-0AA00-0AA2
Yellow, with protective collar	--	1	--	3SU1801-0AA00-0AC2	3SU1851-0AA00-0AC2
Gray, with recess for labeling plate	--	1	--	3SU1801-0AA00-0AB1	3SU1851-0AA00-0AB1
	--	2	--	3SU1802-0AA00-0AB1	3SU1852-0AA00-0AB1
	--	3	--	3SU1803-0AA00-0AB1	3SU1853-0AA00-0AB1
	--	4	--	3SU1804-0AA00-0AB1	3SU1854-0AA00-0AB1
	--	6	--	3SU1806-0AA00-0AB1	3SU1856-0AA00-0AB1
Enclosures with standard fittings					
Emergency Stop					
Yellow	● 0/1	1	--	3SU1801-0NA00-2AA2	3SU1851-0NA00-2AA2
Yellow, with protective collar	● 0/1	1	--	3SU1801-0NA00-2AC2	3SU1851-0NA00-2AC2
Push buttons					
Gray	● 1/0	1	I	3SU1801-0AB00-2AB1	3SU1851-0AB00-2AB1
	● 0/1	1	O	3SU1801-0AC00-2AB1	3SU1851-0AC00-2AB1
	● 1/1	2	I O	3SU1802-0AB00-2AB1	3SU1852-0AB00-2AB1
	● 1/1	2	I O	3SU1802-0AB00-2AB1	3SU1852-0AB00-2AB1
Palm push buttons					
Red, with yellow enclosure	1/1	Latching, pull to unlatch		3SU1801-2NG00-2AA2	3SU1851-2NG00-2AA2
Black, with gray enclosure	1/0	Momentary contact		3SU1801-2GA00-2AA1	3SU1851-2GA00-2AA1



Label	Lettering	Inscription	12.5 x 27 mm	17.5 x 27 mm	27 x 27 mm	22 x 22 mm		
Label holders for labeling plates (self-adhesive), black								
		For single push buttons, rounded bottom	3SU1900-0AG10-0AA0	3SU1900-0AH10-0AA0	3SU1900-0AJ10-0AA0	--		
		For twin push buttons, rectangular	3SU1900-0AK10-0AA0	--	--	--		
		For actuator 30 mm, rounded bottom	--	3SU1960-0AH10-0AA0	--	--		
Labeling plates (snap-on or self-adhesive)								
For label holders						For enclosures		
Black	White	I	3SU1900-0AC16-0AA0	3SU1900-0AD16-0AA0	3SU1900-0AE16-0AA0	3SU1900-0AF16-0AA0		
		O	3SU1900-0AC16-0QB0	3SU1900-0AD16-0QB0	--	3SU1900-0AF16-0QB0		
		0/1	3SU1900-0AC16-0QA0	3SU1900-0AD16-0QA0	--	3SU1900-0AF16-0QA0		
		OFF	3SU1900-0AC16-0QG0	3SU1900-0AD16-0QG0	3SU1900-0AE16-0QG0	3SU1900-0AF16-0QG0		
		ON	3SU1900-0AC16-0DK0	3SU1900-0AD16-0DK0	3SU1900-0AE16-0DK0	3SU1900-0AF16-0DK0		
		START	3SU1900-0AC16-0DJ0	3SU1900-0AD16-0DJ0	3SU1900-0AE16-0DJ0	3SU1900-0AF16-0DJ0		
		STOP	3SU1900-0AC16-0DT0	3SU1900-0AD16-0DT0	3SU1900-0AE16-0DT0	3SU1900-0AF16-0DT0		
		STOP	3SU1900-0AC16-0DS0	3SU1900-0AD16-0DS0	3SU1900-0AE16-0DS0	3SU1900-0AF16-0DS0		
		Silver	Black	I	3SU1900-0AC81-0AA0	3SU1900-0AD81-0AA0	3SU1900-0AE81-0AA0	3SU1900-0AF81-0AA0
				O	3SU1900-0AC81-0QB0	3SU1900-0AD81-0QB0	--	3SU1900-0AF81-0QB0
0/1	3SU1900-0AC81-0QA0			3SU1900-0AD81-0QA0	--	3SU1900-0AF81-0QA0		
OFF	3SU1900-0AC81-0DK0			3SU1900-0AD81-0DK0	--	--		
ON	3SU1900-0AC81-0DJ0			3SU1900-0AD81-0DJ0	--	--		
START	3SU1900-0AC81-0DT0			3SU1900-0AD81-0DT0	--	3SU1900-0AF81-0DT0		
STOP	3SU1900-0AC81-0DS0			3SU1900-0AD81-0DS0	--	3SU1900-0AF81-0DS0		



EMERGENCY STOP backing plates, yellow with black lettering					
45 mm outer diameter, without marking, without fastening					3SU1900-0BA31-0AA0
75 mm outer diameter, without marking, without fastening					3SU1900-0BB31-0AA0
75 mm outer diameter, without marking, self-adhesive					3SU1900-0BC31-0AA0
60 mm outer diameter, EMERGENCY STOP in languages German, English, Italian, Spanish, illuminated, self-adhesive					3SU1901-0BD31-0NBO
75 mm outer diameter, EMERGENCY STOP in languages German, English, Italian, Spanish, self-adhesive					3SU1900-0BC31-0NBO
Metric cable glands (for enclosure)					
M20 (for enclosure with 1–3 command points)					3SU1900-0HG10-0AA0
M25 (for enclosure with 4–6 command points)					3SU1900-0HH10-0AA0
Sealing plugs (mounted with a holder)					
Plastic black, Ø 22 mm					3SU1900-0FA10-0AA0
Metal matte, sand gray, Ø 22 mm					3SU1930-0FA80-0AA0
Metal shiny, silver, Ø 22 mm					3SU1950-0FA80-0AA0
Metal matte, sand gray, Ø 30 mm					3SU1960-0FA80-0AA0
Adapters					
Standard rail mounting adapter, plastic black					3SU1900-0KH80-0AA0
Adapter for reducing the mounting hole from 30.5 mm to 22.5 mm				Metal, matte Metal, shiny	3SU1960-0KB10-0AA0 3SU1950-0KB10-0AA0

The information provided in this brochure contains merely general descriptions or characteristics of performance which in case of actual use do not always apply as described or which may change as a result of further development of the products. An obligation to provide the respective characteristics shall only exist if expressly agreed in the terms of contract.

Siemens provides automation and drive products with industrial security functions that support the secure operation of plants or machines. They are an important component in a holistic industrial security concept. With this in mind, our products undergo continuous development. Consequently, we recommend that you regularly inform yourself of any updates to our products and use only the current versions. You can find further information at:

<http://support.automation.siemens.com>

You can also register at this website to receive a product-specific newsletter.

To ensure the secure operation of a plant or machine, it is also necessary to take suitable preventive action (e.g. cell protection concept) and to integrate the automation and drive components into a state-of-the-art holistic industrial security concept for the entire plant or machine. Third-party products that may be in use should also be considered. You can find further information at:

www.siemens.com/industrialsecurity

Article No.: DFCP-T10066-02-7600

Dispo 18101

WS 05183.

Printed in Germany

© Siemens AG 2018

Siemens AG
Digital Factory
Control Products
P.O. Box 23 55
90713 Fuerth
Germany